


# Hiding God's Word in my heart


## Things you will need:

- A copy of the templates printed on cardstock (construction paper)
- A glue stick or craft glue
- Scissors

## Option 1 (templates on pages 3, 5)




Fold the card back along the dotted line



Cut out the heart

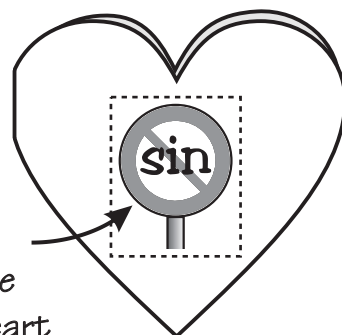
Open the heart out



Fold the heart so that it closes as shown below.




Cut out the "No sin" sign




Glue the sign onto the front of the heart


## Option 2 (templates on pages 4, 6)



Fold the card along the dotted line



Cut out the heart

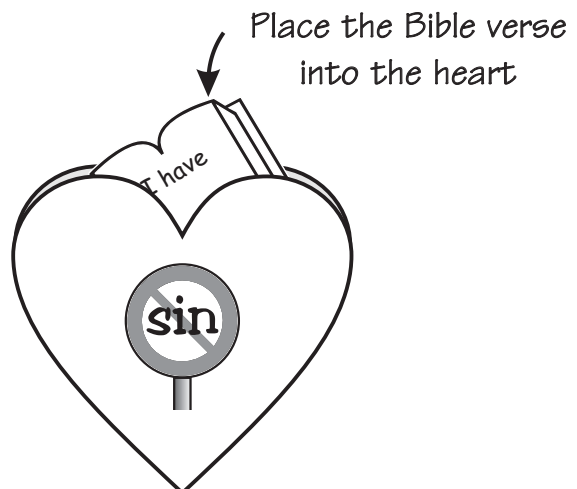
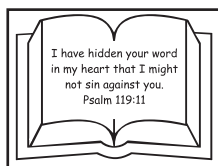



Open the heart and spread  
a thin strip of glue  
along the dotted line




Close the heart and  
press on the glued area

Cut out the Bible verse






I have hidden your word  
in my heart that I might  
not sin against you.  
Psalm 119:11



I have hidden your word  
in my heart that I might  
not sin against you.  
Psalm 119:11



I have hidden your word  
in my heart that I might  
not sin against you.  
Psalm 119:11





